

© Copyright GreenBlue Urban

All dimensions and details are approximate and must be checked on site not scaled from the drawing.  
 No part of this drawing can be reproduced or transmitted by any means electronic or mechanical including photocopy without prior permission in writing from GreenBlue Urban.

**Package includes the following GreenBlue Urban products per typical 5 module system:**

GBUHPSM1A HydroPlanter Starter module - 1000mm x 1200mm x 808mm - 1 No.

GBUHPCM1A HydroPlanter Continuation module - 1000mm x 1200mm x 808mm - 3 No.

GBUHPEM1A HydroPlanter End module - 1430mm x 1200mm x 808mm - 1 No

ArborSoil Hydro to fill HydroPlanter - allow 3.1 cu. m per planter.  
 Additional allowance needs to be made for settlement

RootStart Mycorrhiza - apply to planter at time of planting in accordance with manufacturer's recommendations - allow 200g per planter

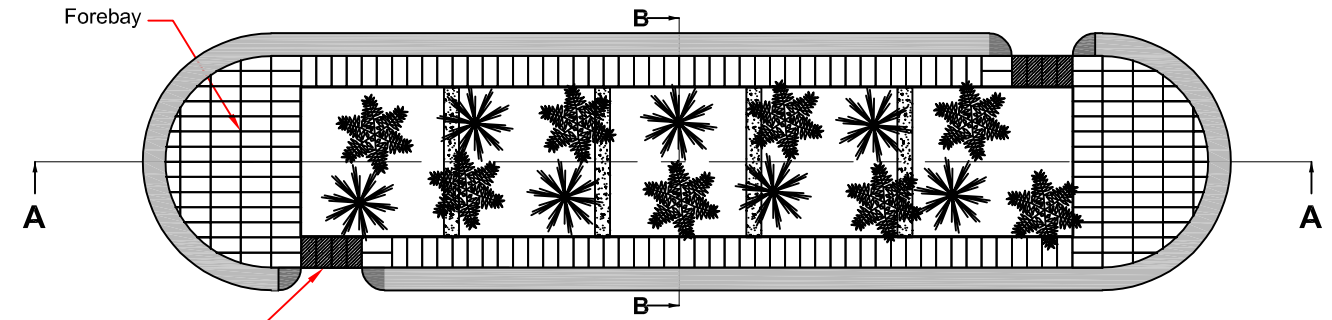
RRCIVICINA RootRain Civic inlet

GLPIPE60A - 60mm perforated pipework

GBUDRAIN3A - Drainage layer as per installation instructions

**Note:**

GreenBlue Urban recommend trees are not installed in this planter system as the soil volumes are not sufficient enough to support long term tree growth. Shrubs and plants are recommended only.



Flush Kerb - To engineers specification, GBU recommend provision is made to trap large debris on the road before entering the planter

RRCIVICINA Civic overflow pipe to sit at same level as concrete weir connecting to 60mm drainage pipe in drainage layer

Aluminum edging to all sides of planter to provide backing to concrete haunches & provide required depths

HydroPlanter to be filled with ArborSoil Hydro

GBUCWMA to top of drainage layer and 200mm up the sides of the planter

GBUDRAIN3A - 150mm minimum depth of drainage layer to base of HydroPlanter structure

Pre-Cast Concrete weir wall 75 x 100 x 1200

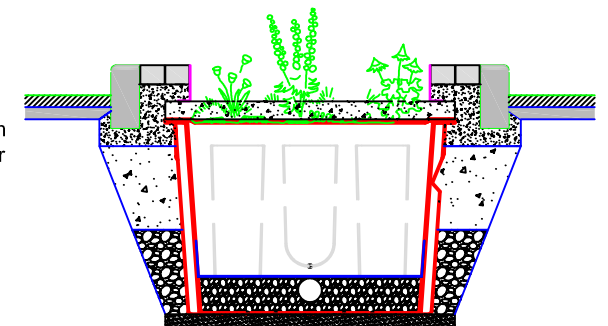
Standard block paving 200 x 100 x 80mm running along the perimeter of the planter

Forebay

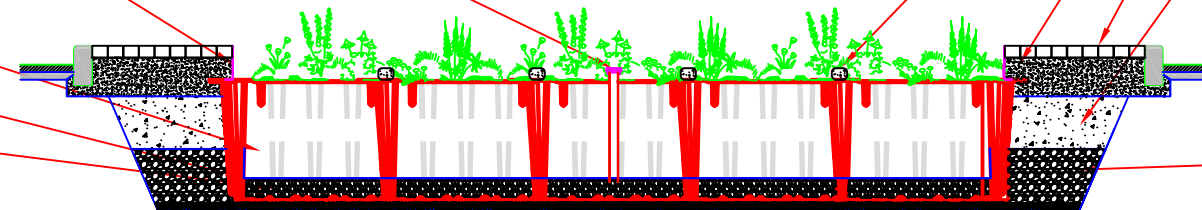
Concrete haunching

MOT type 1 backfill support base to be properly compacted to sides of HydroPlanter or fill with concrete if adequate compaction is not available.

50mm Consolidated blinding sand bedding



**SECTION B-B  
CLOSE UP SECTION DETAIL  
NTS**



**SECTION A-A**

PROJECT  
HYDROPLANTER PACKAGES

DRAWING TITLE  
HYDROPLANTER INSTALLATION  
CENTRAL RESERVATION OPTION

CLIENT  
STANDARD DRAWINGS

DRAWING NUMBER  
GBU 2122

REV NO  
A  
DATE  
DEC '19

SCALE  
1:50 @ A3  
DRAWN BY  
TES



Northpoint, Compass Park, Bodiam,  
 East Sussex, TN32 5BS  
 Sales and Service: +44 (0)1580 830800  
 Website: [www.greenblueurban.com](http://www.greenblueurban.com)